

U-MULTIRANK 2022

Austrian Universities in Global Comparison



U-MULTIRANK 2022

U-Multirank is a unique, multidimensional and international ranking of higher education institutions. It compares university performance across teaching and learning, research, knowledge transfer, international orientation and regional engagement.

It is the largest and most inclusive ranking showcasing the diversity in higher education around the world. It is not a league table and does not use composite indicators, nor reputation weights. Therefore, there is no one best university in U-Multirank. The performance of a university is presented with individual scores – graded from 'A' (very good) to 'E' (weak) across the different areas.

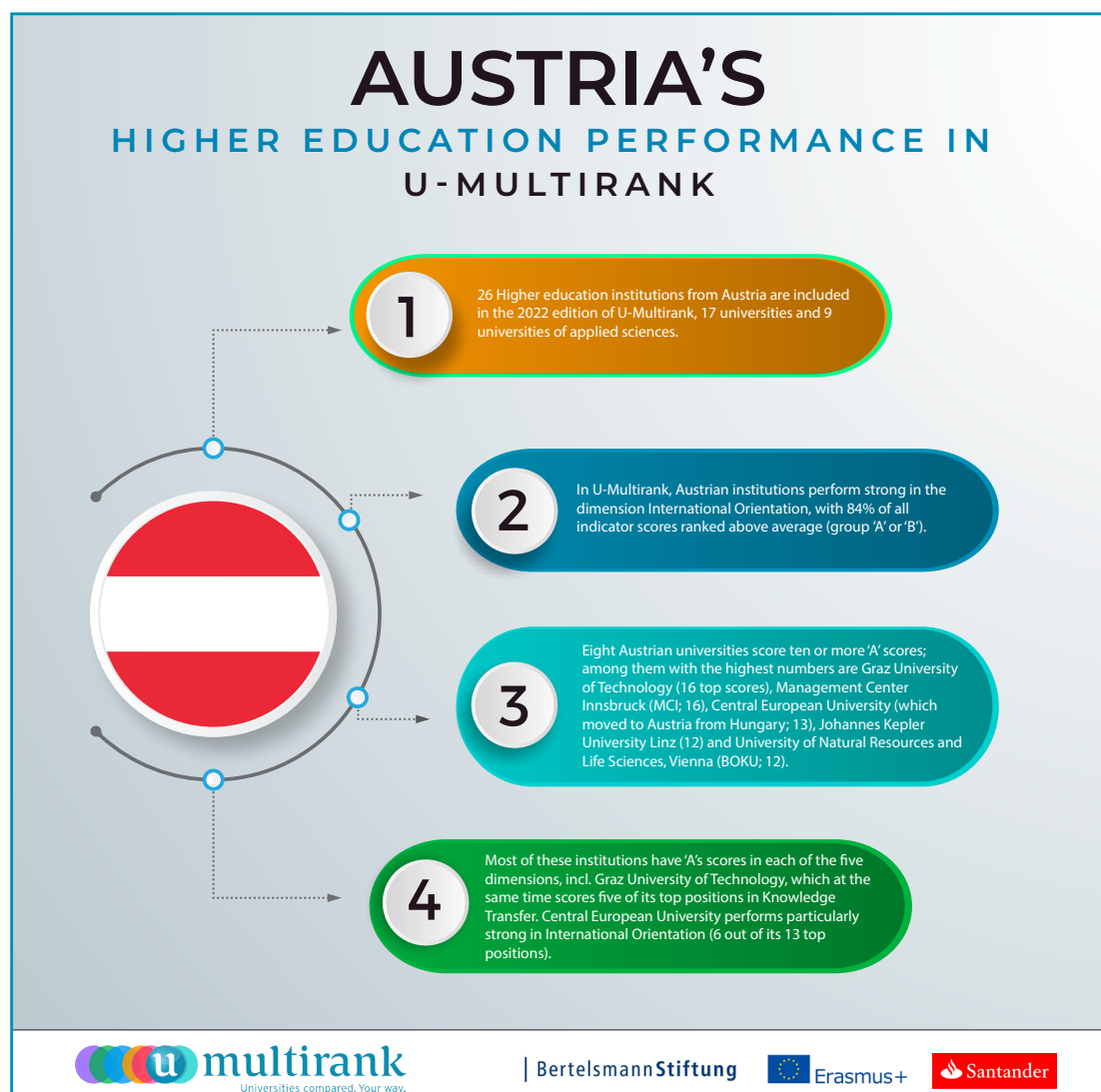
U-Multirank's 2022 edition presents data on 26 Austrian higher education institutions. For the full list of all universities from Austria included in U-Multirank, please visit our [website](#).

CONTENTS

3	AT A GLANCE: HOW DO AUSTRIAN UNIVERSITIES FARE IN U-MULTIRANK?
4	WHICH ARE THE TOP PERFORMING UNIVERSITIES IN AUSTRIA?
5	WHAT ARE THE PERFORMANCE PROFILES OF AUSTRIA'S TOP SCORING UNIVERSITIES?
6	HOW DO AUSTRIAN UNIVERSITIES PERFORM GLOBALLY?
7	APPENDIX: HOW CAN DETAILED RESULTS BE PRESENTED?
8	WHAT IS U-MULTIRANK?

AT A GLANCE: HOW DO AUSTRIAN UNIVERSITIES FARE IN U-MULTIRANK?

- 26 Higher education institutions from Austria are included in the 2022 edition of U-Multirank, 17 universities and 9 universities of applied sciences.
- In U-Multirank, Austrian institutions perform strong in the dimension International Orientation, with 84% of all indicator scores ranked above average (group 'A' or 'B').
- Eight Austrian universities score ten or more 'A' scores; among them with the highest numbers are Graz University of Technology (16 top scores), Management Center Innsbruck (MCI; 16), Central European University (which moved to Austria from Hungary; 13), Johannes Kepler University Linz (12) and University of Natural Resources and Life Sciences, Vienna (BOKU; 12).
- Most of these institutions have 'A's scores in each of the five dimensions, incl. Graz University of Technology, which at the same time scores five of its top positions in Knowledge Transfer. Central European University performs particularly strong in International Orientation (6 out of its 13 top positions).



WHICH ARE THE TOP PERFORMING UNIVERSITIES IN AUSTRIA?

Graz University of Technology and Management Center Innsbruck (MCI) received the highest number of 'A' (very good) scores on the institutional level for Austria in 2022.

In this section we highlight the universities receiving the highest number of 'A' (very good) scores on the institutional level for the respective country.

Although the number of 'A' scores shows top performance for the respective university, it does not imply one university is the 'best' in the country, as each university profile highlights different strengths.

Austrian universities with the highest number of overall top scores	Total 'A' scores 2022
<u>Graz University of Technology</u>	16
<u>Management Center Innsbruck (MCI)</u>	16
<u>Central European University</u>	13
<u>Johannes Kepler University Linz</u>	12
<u>University of Natural Resources and Life Sciences, Vienna (BOKU)</u>	12
<u>Montanuniversität Leoben</u>	11
<u>WU Vienna University of Economics and Business</u>	10
<u>Universität Innsbruck</u>	10

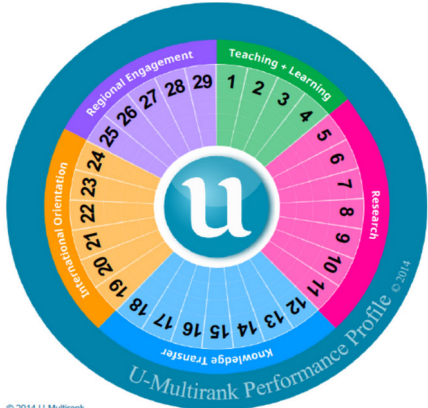
The list includes different profiles of institutions: comprehensive universities, as well as business schools and technical universities.

WHAT ARE THE PERFORMANCE PROFILES OF AUSTRIA'S TOP SCORING UNIVERSITIES?

Using our unique sunburst chart, a clear picture is shown of the university's overall performance (the longer the bar, the higher the score).



U-MULTIRANK PRESENTS SUNBURSTS



© 2014 U-Multirank

PERFORMANCE INDICATORS

- TEACHING & LEARNING**
 - 1 Bachelor graduation rate
 - 2 Masters graduation rate
 - 3 Graduating on time (Bachelors)
 - 4 Graduating on time (Masters)
- RESEARCH**
 - 5 External research income
 - 6 Research publications (size-normalized)
 - 7 Art related output
 - 8 Citation rate
 - 9 Top-cited publications
 - 10 Interdisciplinary publications
 - 11 Post-doc positions
- KNOWLEDGE TRANSFER**
 - 12 Income from private sources
 - 13 Co-publications with industrial partners
 - 14 Patents awarded (size-normalized)
 - 15 Industry co-patents
 - 16 Spin-offs
 - 17 Publications cited in patents
 - 18 Income from continuous professional development
- INTERNATIONAL ORIENTATION**
 - 19 Foreign language bachelor programmes
 - 20 Foreign language master programmes
 - 21 Student mobility
 - 22 International academic staff
 - 23 International doctorate degrees
 - 24 International joint publications
- REGIONAL ENGAGEMENT**
 - 25 Bachelor graduates working in the region
 - 26 Student internships in the region
 - 27 Regional joint publications
 - 28 Income from regional sources
 - 29 Master graduates working in the region

www.umultirank.org

*For a list of definitions and calculations of indicators, see our [Indicator Book](#).

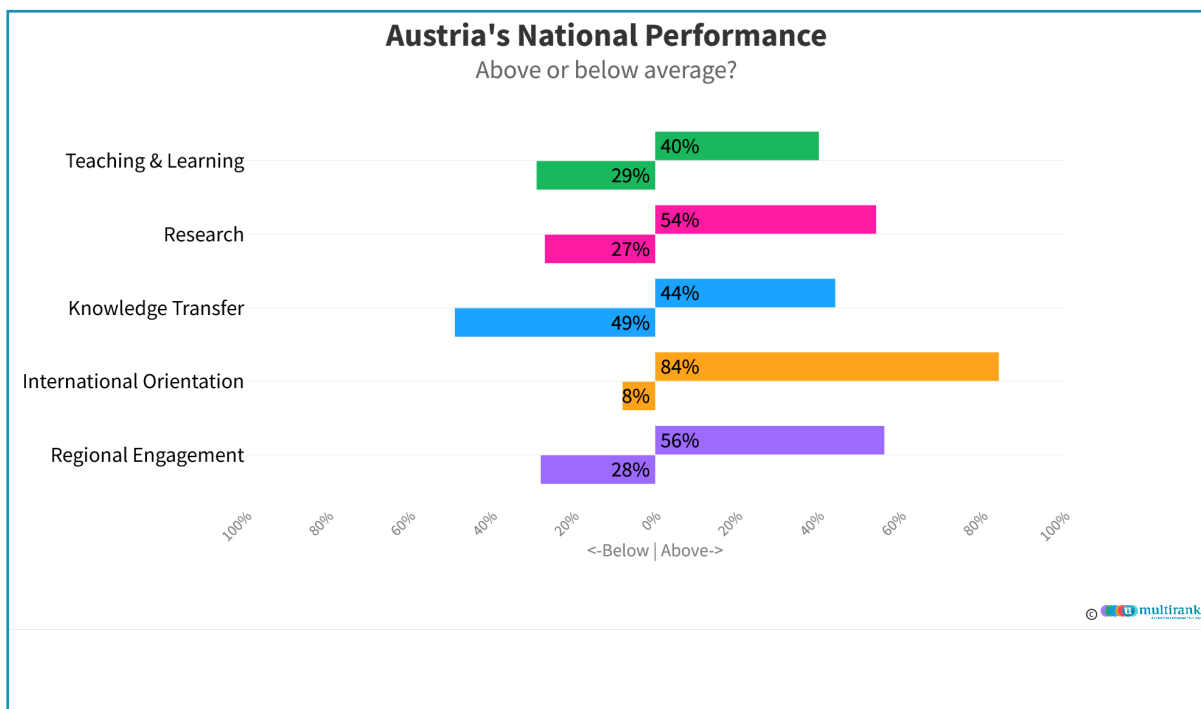
HOW DO AUSTRIAN UNIVERSITIES PERFORM GLOBALLY?

Austrian higher education institutions perform strongest in U-Multirank's International Orientation dimension.

Above or below average?

In this section we highlight the overall performance of Austrian universities on the institutional level per U-Multirank dimension.

The below table shows the national breakdown of Austrian universities and how they stand across the spectrum of above average (receiving a score of 'A' (very good) or 'B' (good)), or below average (receiving a score of 'D' (below average) or 'E' (weak)). In doing so, U-Multirank offers a clear picture on the countries strengths, and areas for improvement.



APPENDIX

DETAILED RESULTS

If you want to analyse further the performance of the universities in your country you can click the following links.

The below links lead directly to the national results pages where we pre-filtered the universities in your country into one list (for the university as a whole and for the subject areas included in U-Multirank so far). You can use the table to produce national rankings (see image below), or for personalised interactive analyses with the data.

If you're interested in tailor-made tables (institutional level, subject level, or with a specific focus in mind, such as internationalisation), please contact us, at info@umultirank.org. These links are also accessible via your country's 'Study in' page.

ranking		Bachelor graduation rate	Graduating on time (masters)	Citation rate	Research publications (size-normalised)	Co-publications with industrial partners	Patents awarded (size-normalised)	Student mobility	International joint publications	Bachelor graduates working in the region	Regional publications
A-Z	Top scores										
Central European University	AT	-	A	A	A	D	E	A	A	-	B
Medical University Graz	AT	-	-	B	A	A	A	-	A	-	B
TU Graz	AT	C	C	B	A	A	A	A	A	-	A
MCI Management Center Innsbruck	AT	B	A	B	D	A	D	A	A	B	A
Medizinische Universität Innsbruck	AT	-	-	B	A	A	A	-	A	-	D
University of Innsbruck	AT	-	D	B	A	A	D	B	A	-	D
Universität Klagenfurt	AT	D	D	B	B	A	E	A	B	A	D
IMC University of Applied Sciences Krems	AT	B	B	x	D	x	E	B	x	-	x
FH Kufstein Tirol	AT	B	A	x	D	x	E	A	x	-	x
Montanuniversität Leoben	AT	D	B	B	A	A	E	A	A	C	A

U-Multirank's National University Rankings 2022-2023 – Austria

[Institutional Rankings](#)

U-Multirank's Subject Rankings 2022-2023 – Austria

[Biology \(updated\)](#)

[Chemical Engineering \(updated\)](#)

[Chemistry \(updated\)](#)

[Civil Engineering](#)

[Computer Science \(updated\)](#)

[Electrical Engineering \(updated\)](#)

[Environmental Engineering \(updated\)](#)

[Materials Engineering](#)

[Mathematics \(updated\)](#)

[Mechanical Engineering \(updated\)](#)

[Production/Industrial Engineering \(updated\)](#)

Press materials:

[Advanced press release](#)

[FAQ](#)



WHAT IS U-MULTIRANK?

U-Multirank is a multidimensional, user-driven approach to international ranking of higher education institutions. It compares the performances of higher education institutions – in short: universities – in the five dimensions of university activity:

(1) teaching and learning, (2) research, (3) knowledge transfer, (4) international orientation and (5) regional engagement.

The U-Multirank web tool enables comparisons at the level of the university as a whole and at the level of specific study programmes. Based on empirical data, U-Multirank compares institutions with similar institutional profiles ('like-with-like') and allows users to develop their own personalised rankings by selecting indicators in terms of their own preferences.

Based on the results of a feasibility study covering 150 universities which was carried out in 2010/11, the European Commission decided to fund the implementation of U-Multirank. This roll out is carried out by a consortium led by Professor Frans van Vught of the Center for Higher Education Policy Studies (CHEPS), University of Twente in the Netherlands and Professor Frank Ziegele of the Centre for Higher Education (CHE) in Germany as well as the Centre for Science and Technology Studies (CWTS) from Leiden University and Fundacion CYD. U-Multirank is funded by the European Commission, the Bertelsmann Foundation and Banco Santander. The consortium also works closely with a range of national ranking partners and stakeholder organisations.

The work of the U-Multirank consortium is overseen by an Advisory Board.



Funded by:

| BertelsmannStiftung



CONTACT US

info@umultirank.org

P.O. Box 105

33311, Guetersloh, Germany

Tel.: +49 (0) 5241 9761 58

Fax: +49 (0) 5241 9761 40



WWW.UMULTIRANK.ORG